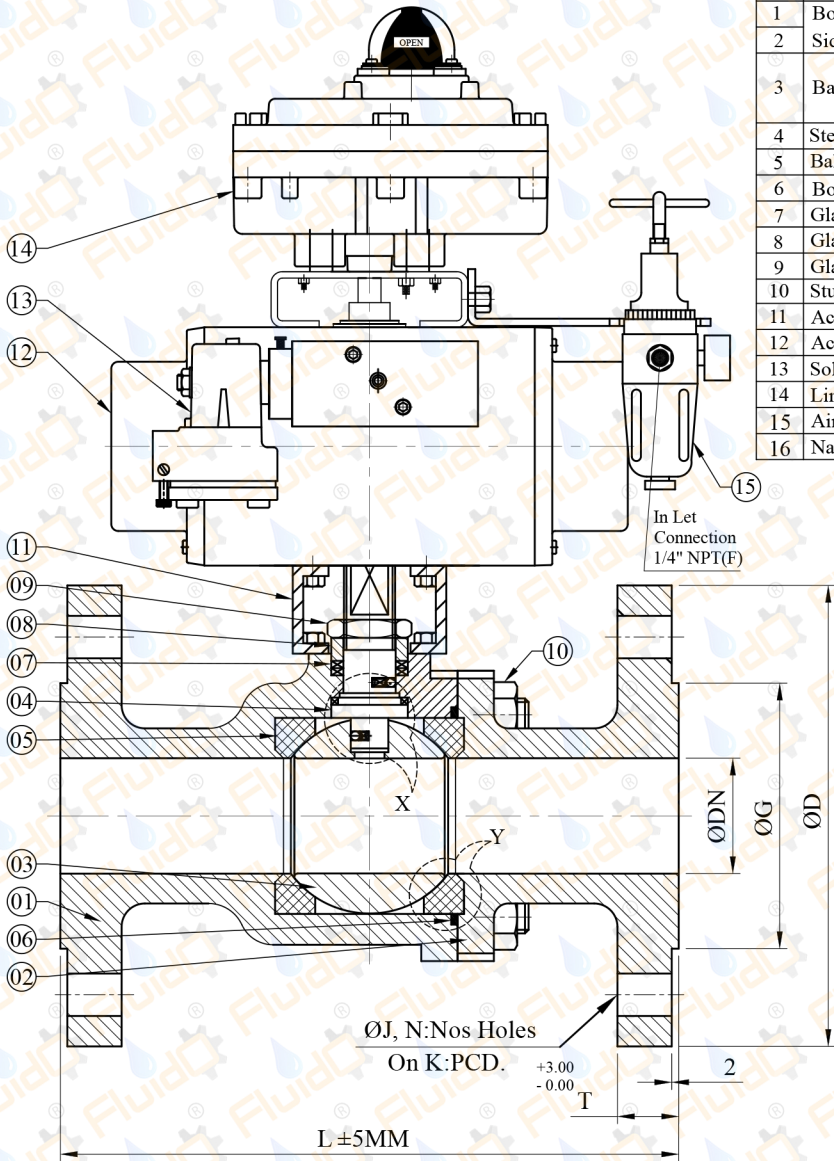




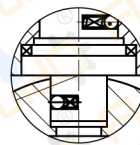
**2PC. FB, PNEUMATIC OPERATION 150# / 300#
SOLENOID VALVE / LIMIT SWITCH / FRL
BALL VALVES**



No.	Description	Material
1	Body	ASTM A 216 Gr.WCB / LCB / CD4MCU / CN7M /
2	Side Piece	DUPLEX / ASTM A 351 Gr.CF8/CF8M/CF3/CF3M
3	Ball	AISI 304 / 316 / 304L / 316L / CF8 / CF8M / ASTM A 105/WCB+HARD CROME / CF3 / CF3M / CD4MCU / CN7M / DUPLEX / CA15
4	Stem	AISI 304 / 316 / 304L / 316L
5	Ball Seat	PTFE / R-PTFE / PEEK / DEVLON / GFT / CARBON FILLED
6	Body Seal	PTFE / R-PTFE / PEEK / DEVLON / GFT / CARBON FILLED
7	Gland Seal	PTFE / R-PTFE / PEEK / DELRIN / GFT / CARBON FILLED
8	Gland Bush	AISI 304 / 316 / 304L / 316L
9	Gland Nut	C.S. / AISI 304 / 316 / 304L / 316L
10	Stud & Nut	C.S. / B7 / 2H / S.S.304 / S.S.316 / AS PER REQ.
11	Actuator Bracket	C.S. / S.S.304 / S.S.316 (INTEGRAL / FABRICATED)
12	Actuator	DOUBLE / SINGLE ACTING
13	Solenoid valve	5X2 WAY / 3X2 WAY
14	Limit Switch	01NO + 01 NC TYPE
15	Air Filter Regulator	STANDARD
16	Name Plate	S.S. (NOT SHOWN)

STANDARD	
DESIGN MFG. STD.	API 6D / BS EN 17292
INSP. & TESTING	API 598 / BS 6755 (I)
FIRE SAFE DESIGN	API 607 / API6FA
FACE TO FACE	API 6D / ANSI B 16.10
END CONNECTION	FALNGED ENDS B 16.5 R/F ASME B16.5 RF 150# / 300#
BUTTWELD END	ASME B16.25
OPERATING	PNEUMTIC ACTUATOR OPERATING

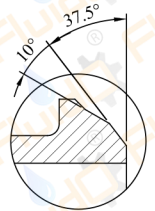
TESTING STANDARD : API 598 / BS 6755 (I)			
150# PRESSURE RATING		300# PRESSURE RATING	
BODY	32 Kg/Cm ²	BODY	79 Kg/Cm ²
SEAT	23 Kg/Cm ²	SEAT	58 Kg/Cm ²
AIR SEAT	07 Kg/Cm ²	AIR SEAT	07 Kg/Cm ²



DETAIL - X
ANTISTATIC
DEVICE



DETAIL - Y
FIRE SAFE
DESIGN



BUTT WELD
END

SECTIONAL ELEVATION

ALL DIMENSION ARE IN MM 150#									
SR.NO	SIZE	FACE TO	FLANGE	RAISED FACE	FLANGE	NO. OF	HOLE DIA.	P.C.D.	
	NPS	FACE (L)	O.D. (D)	DIA. (G)	THK. (T)	HOLES (X)	(Y)	(Z)	
01	2"	50	178	150	92	16.0	04	19.0	120.7
02	2.1/2"	65	190	178	105	17.5	04	19.0	139.7
03	3"	80	203	190	127	19.0	04	19.0	152.4
04	4"	100	229	229	157	24.0	08	19.0	190.5
05	5"	125	254	254	186	24.0	08	22.2	216.0
06	6"	150	267	279	216	25.4	08	22.2	241.3
07	8"	200	292	343	270	28.6	08	22.2	298.5
08	10"	250	330	405	324	30.5	12	25.4	362.0
09	12"	300	356	483	381	32.0	12	25.4	431.8
10	14"	350	381	533	413	35.0	12	28.6	476.3
11	16"	400	406	597	470	36.5	16	28.6	539.8
12	18"	450	432	635	534	40.0	16	32.0	578.0
13	20"	500	457	698	584	43.0	20	32.0	635.0
14	24"	600	508	813	692	48.0	20	35.0	749.5

ALL DIMENSION ARE IN MM 300#									
SR.NO	SIZE	FACE TO	FLANGE	RAISED FACE	FLANGE	NO. OF	HOLE DIA.	P.C.D.	
	NPS	FACE (L)	O.D. (D)	DIA. (G)	THK. (T)	HOLES (X)	(Y)	(Z)	
01	2"	50	216	165	92	22.2	08	19.0	127.0
02	2.1/2"	65	241	190	105	25.4	08	22.2	149.2
03	3"	80	282	210	127	29.0	08	22.2	168.3
04	4"	100	305	254	157	32.0	08	22.2	200.0
05	5"	125	381	279	186	35.0	08	22.2	235.0
06	6"	150	403	318	216	36.5	12	22.2	270.0
07	8"	200	419	380	270	41.5	12	25.4	330.5
08	10"	250	457	445	324	48.0	16	28.5	387.4
09	12"	300	502	521	381	51.0	16	32.0	451.0
10	14"	350	762	584	413	54.0	20	32.0	514.4
11	16"	400	838	648	470	57.5	20	35.0	571.5
12	18"	450	914	711	534	60.6	24	35.0	628.7
13	20"	500	991	775	584	63.5	24	35.0	686.0
14	24"	600	1143	915	692	70.3	24	41.3	812.8

Client :- _____
 Order / Enq. No. :- _____
 Job / Project :- _____

Office : Plot No-2, Shayona Ind. Estate, Nr. Panchratna Ind. Estate, Vatva GIDC Phase-IV, Ahmedabad-382445, Gujarat, India.
 Factory : Plot no-14/1A, Panchratna Ind. Estate, Vatva GIDC Phase-IV, Ahmedabad-382445, Gujarat, India.
 EMAIL: INFO@FLUIDOMECH.COM/URL:WWW.FLUIDOMECHVALVES.COM. URL: WWW.FLUIDOMECH.COM